

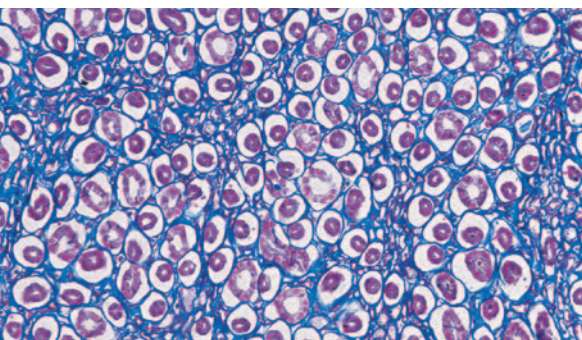
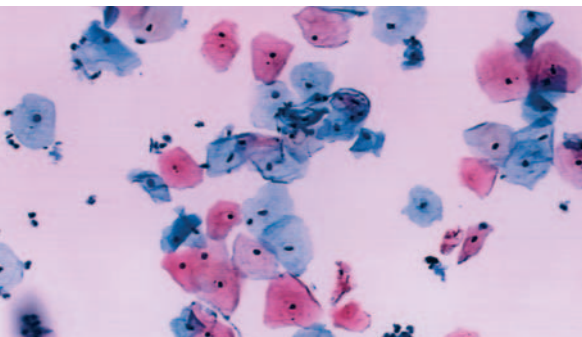
Leica CV5030

Glass Coverslipper for Histology and Cytology





The easy-to-use control panel enables settings to be customized to meet your specific laboratory requirements – simply select the ideal set-up for different samples.



Leica CV5030 Glass Coverslipper ... with the ability to adapt


A glass coverslipper flexible enough to meet the needs of your laboratory?

The Leica CV5030 Glass Coverslipper easily adapts to the specific requirements of varying samples such as histology sections, cytology smears, and monolayers. Accepting staining racks of virtually all routine slide stainers, the CV5030 easily adapts to your current and future laboratory requirements.

The CV5030 economically produces slides of superior optical quality and reliable long-term storage. The acceptance of common brands of mounting media and different sizes of coverglass allows the CV5030 to conform to your current laboratory environment. The simple operation and advanced engineering of the CV5030 will provide for years of reliable use.

Having the Leica CV5030 Glass Coverslipper in your laboratory today also prepares you for the laboratory of tomorrow. Capable of being integrated to the Leica ST5020 Multistainer, the Leica CV5030 will eliminate the traditionally manual process of transferring stained slides from stainer to coverslipper, creating a truly consolidated workstation.

The glass coverslipper that adapts to the needs of your laboratory...**FINALLY!**



The coverslip station accepts different sizes of coverglass, automatically discarding broken ones – Samples are safely and permanently covered, assuring consistent, high quality coverslipping.



The dispenser parking station stores the nozzle in reagent – safely maintains mountant dispensing integrity.



The load vessel accepts up to 60 slides and can be filled with reagent – increases throughput and allows for wet or dry coverslipping.



Combined with the Leica ST5020 Multistainer, the Leica CV5030 Glass Coverslipper creates a truly integrated staining and coverslipping workstation, featuring walkaway convenience.

TECHNICAL SPECIFICATIONS

Instrument type:	Automated Glass Coverslipper
Sample types	Histology sections, Cytology smears, Monolayer preparations
Throughput:	approx. 400 slides/hour (approx. 9 sec./slide)
Coverslip sizes:	22–24 x 40–60 mm
Coverslip magazine capacity:	120–160 coverslips (depending on size)
Mounting media:	Commercially available types accepted
Mounting media volume:	Individual setting based on volume, type and coverslip size
Mounting media bottle volume:	250 mL
Input racks:	Most commercially available types accepted (up to 60 slides)
Output racks:	20 or 30 slide capacity (up to 60 slides)
Fume handling:	Activated carbon filter and fume extraction hose system

Supply voltage:	100–250 VAC / 50–60 Hz
Dimensions (L x D x H):	420 x 600 x 550 mm, 16,5 x 24 x 22 in
Dry weight:	approx. 57 kg, approx. 125 lbs

Additional features include optional wet or dry coverslipping, dispenser nozzle protection through wet parking position, memory function for up to four custom settings, Multisize™ coverslip magazine, glass sensor for automated handling of broken coverslips, optional transfer module for integration with ST5020 Multistainer.

Designed and manufactured according to CE and CSA regulations.

Technical specifications are subject to change without notice.

Up-to-date development, production and quality control procedures are certified under DIN EN ISO 9001 to ensure highest quality and reliability.

LEICA BIOSYSTEMS

Leica Biosystems is a global leader in workflow solutions bringing histopathology laboratories and researchers the highest quality, most comprehensive product range in anatomical pathology. With complete histology systems featuring innovative automation, Novocastra™ reagents and Surgipath® consumables, Leica Biosystems offers the ideal product for each histology step and high-productivity workflow solutions for the entire laboratory.

Leica Biosystems – an international company with a strong network of worldwide customer services:

North America Sales and Customer Support

North America	800 248 0123
---------------	--------------

Asia/Pacific Sales and Customer Support

Australia	1800 625 286
China	+85 2 2564 6699
Japan	+81 3 5421 2804
South Korea	+82 2 514 65 43
New Zealand	0800 400 589
Singapore	+65 6779 7823

Europe Sales and Customer Support

For detailed contact information about European sales offices or distributors please visit our website.



Leica Biosystems brings together products, quality and support. Offering a complete solution that helps you advance workflows, enhance diagnostic clarity and deliver what really matters – better patient care.